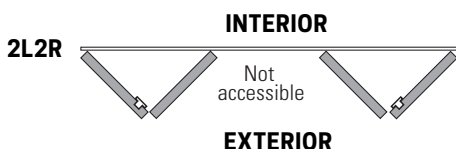


### INTERIOR APPLICATIONS

#### How to determine the swing of systems

Please use this guide when determining applications for the purpose of choosing correct hardware and flushbolts.

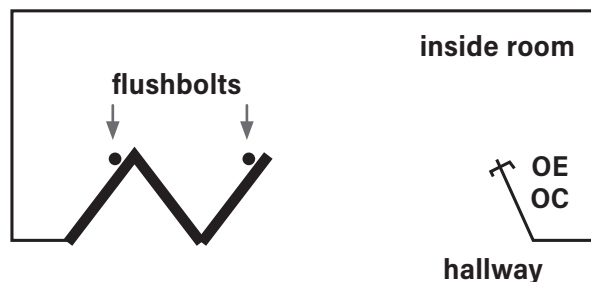
**NOTE:** the interior/exterior designation (i.e. 3L) is still used for interior application because it makes it easier to understand.



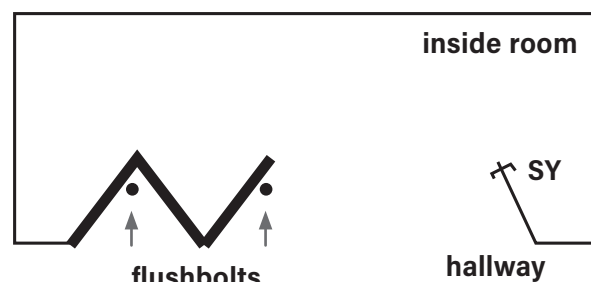
The above example (2L2R) is not recommended for interior applications because of the potential of getting locked in a room without any exit. Other configurations not recommended.

2L, 2R, 4L, 4R, 6L, 6R, 8L, 8R; basically pairs or even number of door panels.

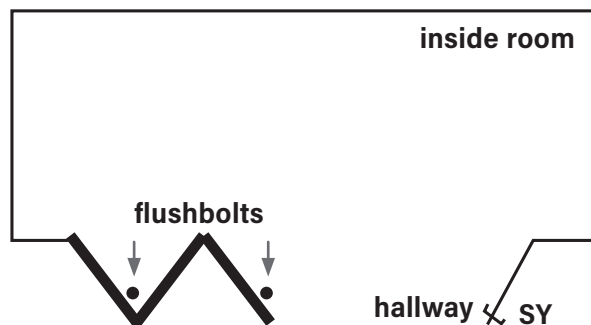
☐ **OPTION 1**



☐ **OPTION 2**



☐ **OPTION 3**



☐ **OPTION 4**

